

# Global**PRO** Series

1 KEY SYSTEM








# 1 KEY

With the **KEY-ALIKE PROGRAM** there is no need for multiple keys and bulky key chains. One key will give the ability to unlock any lock on a towable unit. All the locks pictured are capable of being keyed to the same Global Link key code adding security as well as convenience.



## THE GLOBAL PRO SERIES ADVANTAGE

-  A More Secure Living Space
-  All Locks Can Be Keyed To 1 Key
-  More Secure Than Standard CH751 Locks
-  Newly Designed Locks
-  Multiple Applications



Global**PRO** Series

[INFO@CPGBRANDS.COM](mailto:INFO@CPGBRANDS.COM)

888-400-3044

# Ultra ES PRO

**BLUETOOTH® KEYLESS TRAVEL TRAILER ENTRY LOCK**  
TTLBT-46160B-2006-1PK

## KEYLESS ENTRY

The Ultra ES Pro is a **Bluetooth®** Electronic Travel Trailer Lock with a built in LED touchpad for keyless entry. This newly designed lock has a full size handle for an easier grip and a revolutionary integrated deadbolt system that provides added security and extends battery life. Uses one C123 lithium battery. This lock is the new and improved keyless entry option for towable RV's!



SCAN THE  
CODE TO  
SEE A

360°  
view



Ultra ES Pro locks have safety in mind with an interior handle emergency bypass button for quick exits.



## FEATURES

### Key-Alike Ready!

Ultra ES Pro locks come standard with Global Link G300 series keys and cylinders. The cylinder can be removed, to have a new cylinder installed that matches any other **Global PRO Series** lock (G301-G390).



**No cutting!** Ultra ES Pro locks fit in the same door cutout sizes as standard travel trailer entrance door locks. This cutout is 2.75" wide by 3.75" high.



Easily control all Global Link and Creative Products (CPG) Ultra ES Pro Smart Locks from your **Bluetooth®** enabled device with the free **Global Link Connect** app.



## MULTIPLE LOCKS AND MULTIPLE UNITS

**Global Link Connect** allows control of multiple locks by up to 8 users. Users can individually add and name locks with the touch of a button.

## SECURE CONNECTION

Using the latest industry security standards **Global Link Connect** allows your smart phone or tablet to control multiple keyless entry locks for convenient operation.

## NOTIFICATIONS

**Global Link Connect** automatically notifies the user of the Ultra ES Pro lock/unlocked status and current battery life as well as when to replace each lock battery.

## RANGE

**Global Link Connect** gives the user a range of remote connectivity of 120 feet depending on terrain.



Fits in Standard Travel Trailer Entry Door Cutouts



Global**PRO** Series

INFO@CPGBRANDS.COM  
888-400-3044

# Global Classic **PRO**

TRAVEL TRAILER ENTRY LOCK

## Classic **PRO**

TTL-43610AL-2006-1PK  
BLACK



TTL-43610AL-9009-1PK  
WHITE



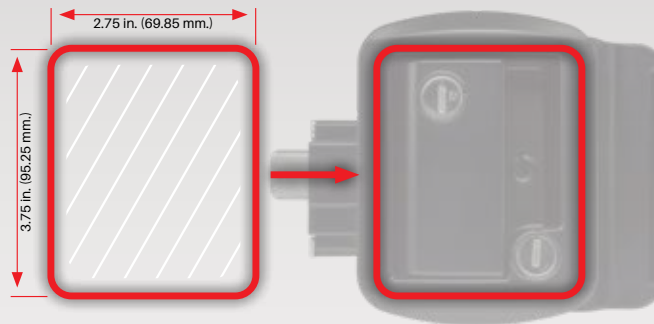
TTL-43610-3000-1PK  
GRAY







TTL-43610-PC-1PK  
POLISHED CHROME



Door Cutout 2.75" Wide by 3.75" Tall



## ADVANTAGES OF THE Global **PRO** Series

-  **Versatility**
  - Direct replacement for FIC(Wesco), Bauer, and Trimark standard locks.
-  **Convenience**
  - Can be keyed to match any Global **PRO** Series locks.
-  **Security**
  - 90 different key codes to choose from.
-  **Durability**
  - Die-cast metal construction.
  - Super durable powder-coated finish.



*Scan me*

For an Overview and Installation Instructions

## Classic **PRO** 2 Packs

TTL-43610AL-2006-2PK  
BLACK

TTL-43610AL-9009-2PK  
WHITE

TTL-43610-PC-2PK  
POLISHED CHROME



Global Classic Pro entrance door locks are available in convenient 2 packs. Each set of locks is keyed with the same Global 300 series code. 2 locks, 1 key, this is the Key-ALike advantage.



Global **PRO** Series

INFO@CPGBRANDS.COM  
888-400-3044

# Global MH PRO

MOTORHOME ENTRY LOCK  
MRL-41510-2006-1PK

## Global MH PRO

MRL-41510-2006-1PK  
BLACK

### DURABILITY

- Die-Cast Aluminum Backplate and Faceplate Construction
- UV Protected Powder Coat Finish
- OEM Industry Standard Deadbolt
- Full Grip Exterior Handle

### SAFETY

- SAE/FMVSS Compliant
- Separate Interior Deadbolt Knob and Handle Lock Lever

### VERSATILE

- Direct Replacement For Trimark 030-0900 Motorhome Entrance Door Lock Model
- **No cutting!** MH Pro Locks Fit In the Standard Door Cutout Size, 4.6" Wide by 6.9" High

- Works with Existing Door Rotary Module MRL-RM-47502-RRH (Sold Separately For Service Technician Installation)



Global MH Pro locks have safety in mind with an interior lever activation lock for the exterior full grip handle. This lever lock prevents unwanted Mastered key entry into the motorhome.



MRL-41210-2006-1PK  
BLACK

- Motorhome Entry Lock
- Longer Dead Bolt
- 1/2" Off-set Connecting Rod
- Works with Existing Door Remote Rotary Module MRL-RM-47501-RRH (Sold Separately For Service Technician Installation)



MRL-41235-2006-1PK  
BLACK

- Motorhome Entry Lock
- Longer Dead Bolt
- Connecting Rod with 8 Degree Bend
- Works with Existing Door Remote Rotary Module MRL-RM-47501-RRH (Sold Separately For Service Technician Installation)



MRL-RM-47501-RRH

## FEATURES

### Key-Alike Ready!

MH Pro locks come standard with Global Link G300 series keys and cylinders. The cylinders can be removed, to have new cylinders installed that match any other **Global PRO** Series lock (G301-G390).



## COMPONENTS SOLD SEPARATELY

### Strike Pins

CPG stocks two strike pin options. Each come with a D-washer and O-ring.



MRL-SPA69-CDDW-Z

- .69" Shoulder Length
- .69" Head

MRL-SPA83-CDDW-Z

- .83" Shoulder Length
- .69" Head

### Door Edge Plate

CPG stocks a door edge plate for MRL-41510-2006.



MRL-DEP410-2006

- Direct Model Only
- Black



GlobalPRO Series

INFO@CPGBRANDS.COM  
888-400-3044

# Rotary **PRO**

BAGGAGE DOOR LOCK

## Rotary **PRO**

BLL-60301-2006-1PK

- Sandwich Style Baggage Lock with Automotive Style Rotary Latch
- Die-Cast Metal Faceplate with High-Density, UV Resistant Plastic Backplate
- Durable Metal Rotary Latch Housing and Components
- Direct Replacement for Nova Style Lock BLL-LK669-2006-1PK
- 2 Door Strike Catches Available for Different Door Variations (BLS-601-BLK and BLS-602-BLK)



BLS-601-BLK

Door strike BLS-601-BLK is the standard strike included for most Challenger Legacy doors.




BLS-602-BLK

Door strike BLS-602-BLK is the strike needed for most LCI Series 8 and 13 doors. This strike is sold separately.



## FEATURES

- 
**Key-ALike Ready!** Rotary Pro locks come standard with Global Link G391 keys and cylinders. The cylinder can be removed, to have a new cylinder installed that matches any other **Global PRO** Series lock (G301-G390).
- No cutting!** Rotary Pro locks fit in the same door cutout sizes as Nova style locks. This cutout is 3.57" wide by 3.48" high. Door thicknesses can range from .65" to 1.25".



### INCLUDES:

- Faceplate with Gasket Seal
- Backplate
- Strike Catch (BLS-601-BLK)
- Mounting Screws
- G391 Keys



Global**PRO** Series

INFO@CPGBRANDS.COM  
888-400-3044

# Global **PRO**

## BAGGAGE DOOR LOCKS

### **Versa M**

BLL-50101-2006-1PK

- Standard Baggage Lock with Plunger Mounted on Faceplate
- Replaces: Southco Locks Keyed to R001 & FIC Locks Keyed to HF315 and CW415



### **Versa 2M**

BLL-50201-2006-1PK  
BLACK

BLL-50201-PC-1PK  
POLISHED CHROME

- Rotary Style Lock for Up to 2 Remote Latch Assemblies (Linkage Rods and Remote Latches Sold Separately)



### **Versa V**

BLL-50301-2006-1PK

- Sandwich Style Lock with Plunger Mounted On Backerplate
- Replaces Kencon Locks Keyed to CK330



### **Retro PRO**

BLL-40101-2006-1PK

- Sandwich Style Baggage Lock with Plunger Mounted On Faceplate
- Replaces FIC Slam Locks



### **Nova XL**

BLL-LK669-2006-1PK

- Sandwich Style Baggage Lock Manufactured by Challenger Door
- High Density UV Resistant Plastic



## **FEATURES**

- All cylinders can be removed, to have new cylinders installed that match any other **Global PRO** Series lock.
- No cutting! **Global PRO** Series locks fit in the same door cutout sizes as OEM locks.
- Different lock types for multiple applications.
- Standard key codes on **Global PRO** Series locks can be replaced to match **Global** entrance lock key codes.

### **G391**

All **Global PRO** baggage locks come standard with the Global Link G391 key, innovative technology that provides maximum security with 90 unique key codes and the convenience of a single Key ALike system. Previous industry standard locks, including the CH751 series locks, the 315 and R001 slam latches, leave RV owners more vulnerable with only one common single key code.



**Global PRO** Series

**INFO@CPGBRANDS.COM**  
**888-400-3044**

# **Global Mini PRO**

BAGGAGE DOOR LOCK

## **Global Mini PRO**

BLL-30301-2006-1PK

### **DURABILITY**

With a faceplate made primarily of A360 Aluminum (no plastic) and a UV-protected powder coat finish, the Mini Pro will stand up to any environment.

### **RELIABILITY**

Tested for over 15,000 cycles and over 2 leak-free hours in a submersion test, the Mini Pro will provide worry-free performance for years to come.

### **VALUE**






Designed with a smaller footprint and high-quality materials, the Mini Pro from GLD is priced to lead the market vs. similar plastic and zinc die-cast locks.



**3.25" x 3.25" lock  
fits a 2.75" door cutout**



## **KEYED ALIKE ADVANTAGE**

-  A More Secure Living Space
-  All Locks Can Be Keyed To 1 Key
-  More Secure Than Standard CH751 Locks
-  Newly Designed Locks
-  Multiple Applications

### **SECURITY**

With the plunger mounted behind the door seal, the Mini Pro creates a reliable seal making every compartment more water-resistant and more difficult to gain access to valuables inside.



**GlobalPRO Series**

**INFO@CPGBRANDS.COM**  
**888-400-3044**

# Global Comp **PRO**

## PIVOT/COMPRESSION LOCKS

### Waterproof Compression



PLLW-C5601-2006-1PK

- Waterproof
- Black Powder Coated All-Metal Design
- Adjustable Grip Range With a 60mm Arm Length



Scan the QR code with your mobile device to see a 360° view of the Compression Latch in the closed and opened positions.



### Locking



PL-LSL-10212-3000-1PK

- Silver Powder Coated All-Metal Design
- Long Body/Short Arm
- G308 Keyed Cylinder



PL-LSL-10212-PC-1PK

- Polished Chrome Plated All-Metal Design
- Long Body/Short Arm
- G308 Keyed Cylinder



PL-LSL-10212-2006-1PK

- Black Powder Coated All-Metal Design
- Long Body/Short Arm
- G308 Keyed Cylinder



PL-LLL-10214-3000-1PK

- Silver Powder Coated All-Metal Design
- Long Body/Long Arm
- G308 Keyed Cylinder



PL-LLL-10214-PC-1PK

- Polished Chrome Plated All-Metal Design
- Long Body/Long Arm
- G308 Keyed Cylinder

### Non-Locking



PL-LLN-10213-3000-1PK

- Silver Powder Coated All-Metal Design
- Long Body/Long Arm
- Non-Locking



PL-LLN-10213-2006-1PK

- Black Powder Coated All-Metal Design
- Long Body/Long Arm
- Non-Locking



PL-LLN-10213-PC-1PK

- Polished Chrome Plated All-Metal Design
- Long Body/Long Arm
- Non-Locking



PL-LSN-10206-3000-1PK

- Silver Powder Coated All-Metal Design
- Long Body/Short Arm
- Non-Locking



PL-LSN-10206-2006-1PK

- Black Powder Coated All-Metal Design
- Long Body/Short Arm
- Non-Locking



PL-LSN-10206-PC-1PK

- Polished Chrome Plated All-Metal Design
- Long Body/Short Arm
- Non-Locking



PL-SLN-10205-3000-1PK

- Silver Powder Coated All-Metal Design
- Short Body/Long Arm
- Non-Locking



PL-SSN-10207-3000-1PK

- Silver Powder Coated All-Metal Design
- Short Body/Short Arm
- Non-Locking



PL-SSN-10207-PC-1PK

- Polished Chrome Plated All-Metal Design
- Short Body/Short Arm
- Non-Locking

### FEATURES

- Durable all-metal design.
- Locking and Non-locking versions for secure and easy-access applications.
- All cylinders can be removed, having new cylinders installed to match any other **Global PRO** Series lock.
- All mounting hardware is included.
- 2 body lengths and 2 arm lengths give multiple options for a perfect fit.

### ARM LENGTHS

**SHORT**  
37mm



**LONG**  
48mm



### BODY LENGTHS

**SHORT**  
75mm



**LONG**  
98mm



Global**PRO** Series

INFO@CPGBRANDS.COM  
888-400-3044






# Ramp Door Compression Locks

**RDCL-850-AL**







Ramp Door Compression Lock, #850, With KC-SNM-NK-391 Cylinder, No Key, A360 Aluminum Handle And Base

**RDCL-850-2006**

Ramp Door Compression Lock, #850, With KC-SNM-NK-391 Cylinder, No Key, A360 Aluminum Handle And Base Powder Coated Black



## **BENEFITS OF Global PRO Series COMPRESSION LOCKS**

-  Creates a tighter overall door seal.
-  No more rusted cam bars.
-  Modern style and feel.
-  Can be keyed to match **Global PRO Series** locks.
-  Replaces multiple versions.
-  Handle folds flat in open position, protecting the handle from ground contact when ramp is open.

# Ramp/Bed Door Bar(Vise) Locks



**BL-65611-2006-1PK**  
BLACK



**BL-65611-3000-1PK**  
GRAY






**BL-65611-9009-1PK**  
WHITE



Mounting Kits  
Also Available  
BL-MTG-KIT

## **BENEFITS OF Global PRO Series BAR LOCKS**

-  Replaces standard hasp locks on ramp doors.
-  Can be keyed to match **Global PRO Series** locks.
-  All-metal construction with stainless steel components.




**Global PRO Series**

**INFO@CPGBRANDS.COM**  
**888-400-3044**

# Cam Lock **PRO**

## CAM LOCKS



### ADVANTAGES OF CPG CAM LOCKS

-  Cylinders can be keyed to match **Global PRO** Series locks.
-  Stay away from common, mass produced key codes.
-  Convenient sizes for multiple applications.

### Includes:

- One Cam Lock
- One Key
- Mounting Hardware

Style	Part Number	Size	Description	Cylinder
1	CLB-391-78-SS	7/8"	G391 Standard Cam Lock	Mastered, G391
1	CLB-391-118-SS	1-1/8"	G391 Standard Cam Lock	Mastered, G391
1	CLB-391-138-SS	1-3/8"	G391 Standard Cam Lock	Mastered, G391
1	CLB-391-134-SS	1-3/4"	G391 Standard Cam Lock	Mastered, G391
2	CLB-78-SS	7/8"	Standard Cam Lock ***	<u>Temporary</u> Thumb Turn
2	CLB-118-SS	1-1/8"	Standard Cam Lock ***	<u>Temporary</u> Thumb Turn
2	CLB-138-SS	1-3/8"	Standard Cam Lock ***	<u>Temporary</u> Thumb Turn
2	CLB-134-SS	1-3/4"	Standard Cam Lock ***	<u>Temporary</u> Thumb Turn
3	CLB-(Code)-78-SS	7/8"	Standard Cam Lock with G Series Code	Non Mastered, G Series
3	CLB-(Code)-118-SS	1-1/8"	Standard Cam Lock with G Series Code	Non Mastered, G Series
3	CLB-(Code)-138-SS	1-3/8"	Standard Cam Lock with G Series Code	Non Mastered, G Series
3	CLB-(Code)-134-SS	1-3/4"	Standard Cam Lock with G Series Code	Non Mastered, G Series
4	CLSB-391-118-SS	1-1/8"	G391 Momentary Switch Cam Lock	Mastered, G391
5	CLB-78SI-SS	7/8"	Hatch Door Cam Lock ***	<u>Temporary</u> Thumb Turn
5	CL-78SI-SS	7/8"	Hatch Door Cam Lock, Short & Long Arm	Mastered, G391
5	BBT-94150	5/8"	Hatch Door Cam Lock, Short Arm	CH751
5	BBT-94151	5/8"	Hatch Door Cam Lock, Long Arm	CH751
5	BBT-94156	5/8"	Hatch Door Cam Lock, White Plastic	Thumb Turn
5	BBT-94157	5/8"	Hatch Door Cam Lock, Black Plastic	Thumb Turn
6	CLTT-78-SS	7/8"	Thumb Turn Cam Lock	Thumb Turn
6	CLTT-118-SS	1-1/8"	Thumb Turn Cam Lock	Thumb Turn
6	CLTT-138-SS	1-3/8"	Thumb Turn Cam Lock	Thumb Turn
6	CLTT-134-SS	1-3/4"	Thumb Turn Cam Lock	Thumb Turn

\*\*\* **Global PRO** Series standard cam locks are shipped with a red, plastic temporary thumb turn.



**GlobalPRO** Series

INFO@CPGBRANDS.COM  
888-400-3044

# Cam Lock PRO

## REPLACEMENT CAM LOCK INSTRUCTIONS

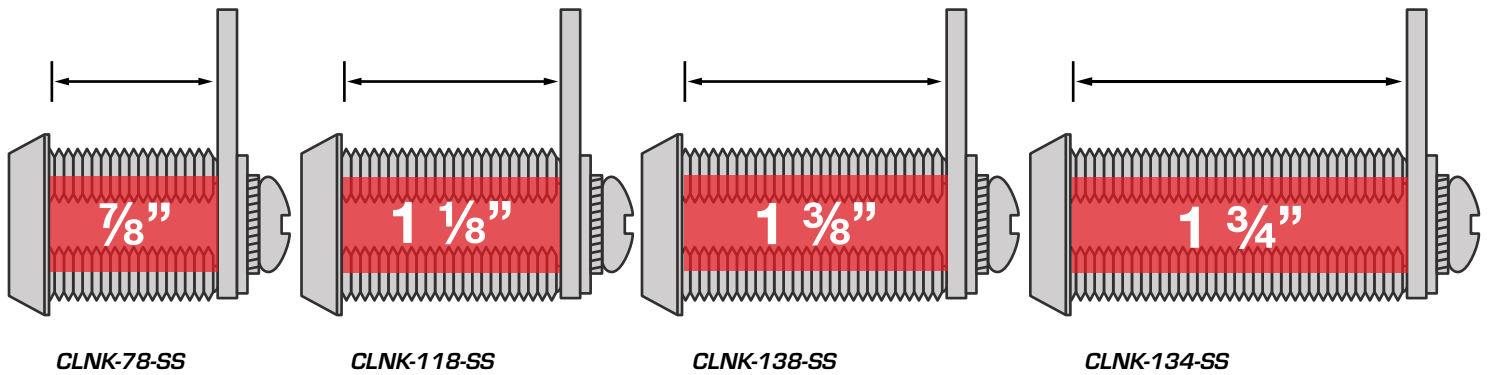


### 1" TEST BOX

Measure the "TEST BOX" to determine if this guide is printed correctly. All illustrations are actual size.

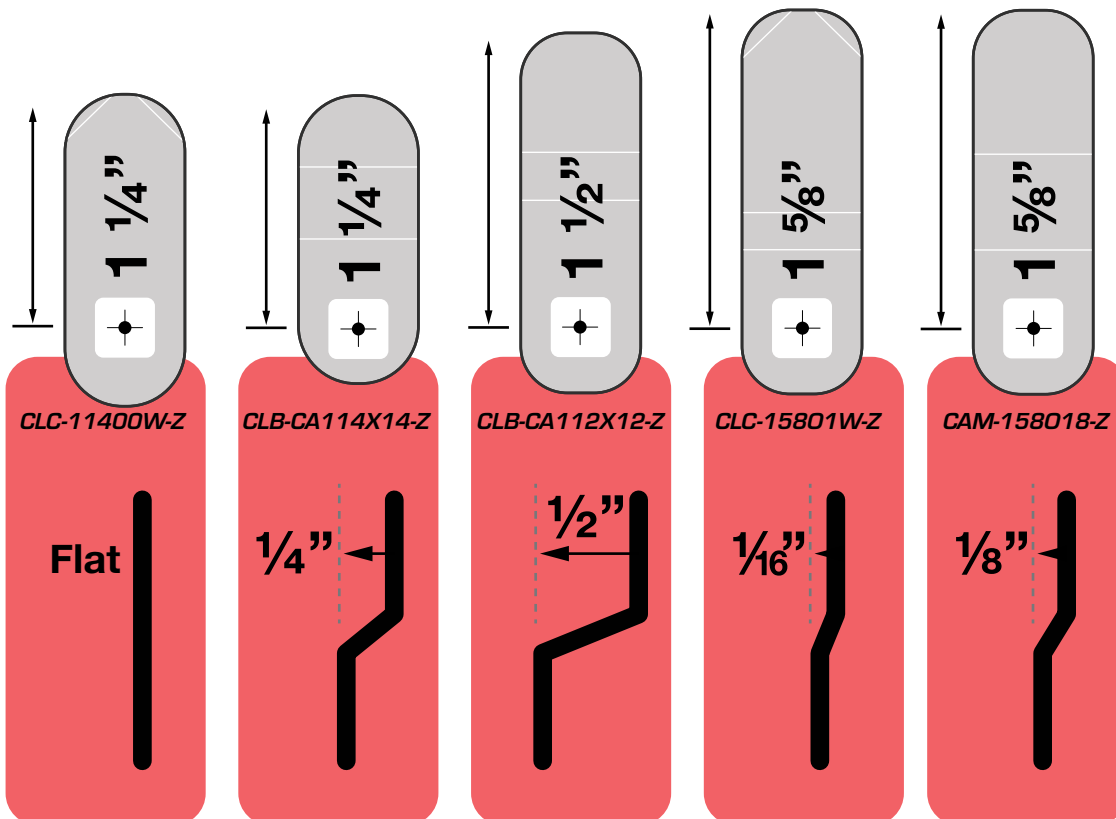
## Step 1 LOCKS

**Determine what size lock you need.** Place your current lock on the lock illustrations below for correct lock size. If your lock is a different size, please call us for further assistance.



## Step 2 CAMS (Best practice is to reuse your existing cam.)

**Determine what size cam (locking arm) you need.** Place your current cam on the cam illustrations below for correct cam size. You can also measure manually using a ruler and measuring from the center hole of your cam to the longest end.



**BENDS**  
Each cam option shown has a specific offset (bend) as illustrated below. If you have a bend that is larger than 1/2", please call 888-400-3044 for further assistance.



GlobalPRO Series



# Key Alike

DEALER PASS THROUGH PROGRAM

## 1. What is it?

The gray G391 key and cylinder are generic compartment door locks that were designed to be swapped out with a G300 series key code to match GLD entrance locks. *Scan the qr code to view our G391 introduction video.*



## 2. Removing the Cylinder

Using the Yellow GLD change key from Creative Products Group you can remove any Global cylinder in a matter of seconds without having to remove the entire lock assembly.

## 3. Choose a Key Code

Choose from the list of Global Pro key codes the one in which you would like to key the locks to. *(Keys and cylinders are sold separately.)*


## 4. Installation

Refer to the installation instructions to reinsert the new cylinder into the cam lock. *Scan the qr code to view our re-keying instructional video.*



## G391

When talking about the Global Link G391 Dealer Key Alike program, it is important to think of it as the gateway to a new revenue stream that meets an unmet customer need. RV owners desire a more convenient solution to open all exterior locks with a single key. With the Global Link G391 Key ALike program, dealers now have a simple solution to up sell a **single key system** to their customers. At its core, the G391 series gives dealers and consumers the possibility of working with 90 different key codes for maximum security and convenience. All tools, installation instructions, and expert guidance necessary are readily available to registered dealers.



## LOCKS TO LOOK FOR

All **Global PRO Series** locks come standard with the Global Link G391 key. Choose from 90 unique key codes that give RV owners more peace of mind when it comes to security.

ENTRY

BAGGAGE

BAR

CAM



Global**PRO** Series

INFO@CPGBRANDS.COM  
888-400-3044

# Re-Keying

KEY CODES / CYLINDERS



1 Code	2 Key	3 Mastered Cylinder	Non-Mastered Cylinder
G301	KEY-G301	KC-SM-NK-301	KC-SNM-NK-301
G302	KEY-G302	KC-SM-NK-302	KC-SNM-NK-302
G303	KEY-G303	KC-SM-NK-303	KC-SNM-NK-303
G304	KEY-G304	KC-SM-NK-304	KC-SNM-NK-304
G305	KEY-G305	KC-SM-NK-305	KC-SNM-NK-305
G306	KEY-G306	KC-SM-NK-306	KC-SNM-NK-306
G307	KEY-G307	KC-SM-NK-307	KC-SNM-NK-307
G308	KEY-G308	KC-SM-NK-308	KC-SNM-NK-308
G309	KEY-G309	KC-SM-NK-309	KC-SNM-NK-309
G310	KEY-G310	KC-SM-NK-310	KC-SNM-NK-310
G311	KEY-G311	KC-SM-NK-311	KC-SNM-NK-311
G312	KEY-G312	KC-SM-NK-312	KC-SNM-NK-312
G313	KEY-G313	KC-SM-NK-313	KC-SNM-NK-313
G314	KEY-G314	KC-SM-NK-314	KC-SNM-NK-314
G315	KEY-G315	KC-SM-NK-315	KC-SNM-NK-315
G316	KEY-G316	KC-SM-NK-316	KC-SNM-NK-316
G317	KEY-G317	KC-SM-NK-317	KC-SNM-NK-317
G318	KEY-G318	KC-SM-NK-318	KC-SNM-NK-318
G319	KEY-G319	KC-SM-NK-319	KC-SNM-NK-319
G320	KEY-G320	KC-SM-NK-320	KC-SNM-NK-320
G321	KEY-G321	KC-SM-NK-321	KC-SNM-NK-321
G322	KEY-G322	KC-SM-NK-322	KC-SNM-NK-322
G323	KEY-G323	KC-SM-NK-323	KC-SNM-NK-323
G324	KEY-G324	KC-SM-NK-324	KC-SNM-NK-324
G325	KEY-G325	KC-SM-NK-325	KC-SNM-NK-325
G326	KEY-G326	KC-SM-NK-326	KC-SNM-NK-326
G327	KEY-G327	KC-SM-NK-327	KC-SNM-NK-327
G328	KEY-G328	KC-SM-NK-328	KC-SNM-NK-328
G329	KEY-G329	KC-SM-NK-329	KC-SNM-NK-329
G330	KEY-G330	KC-SM-NK-330	KC-SNM-NK-330
G331	KEY-G331	KC-SM-NK-331	KC-SNM-NK-331
G332	KEY-G332	KC-SM-NK-332	KC-SNM-NK-332
G333	KEY-G333	KC-SM-NK-333	KC-SNM-NK-333
G334	KEY-G334	KC-SM-NK-334	KC-SNM-NK-334
G335	KEY-G335	KC-SM-NK-335	KC-SNM-NK-335
G336	KEY-G336	KC-SM-NK-336	KC-SNM-NK-336
G337	KEY-G337	KC-SM-NK-337	KC-SNM-NK-337
G338	KEY-G338	KC-SM-NK-338	KC-SNM-NK-338
G339	KEY-G339	KC-SM-NK-339	KC-SNM-NK-339
G340	KEY-G340	KC-SM-NK-340	KC-SNM-NK-340
G341	KEY-G341	KC-SM-NK-341	KC-SNM-NK-341
G342	KEY-G342	KC-SM-NK-342	KC-SNM-NK-342
G343	KEY-G343	KC-SM-NK-343	KC-SNM-NK-343
G344	KEY-G344	KC-SM-NK-344	KC-SNM-NK-344
G345	KEY-G345	KC-SM-NK-345	KC-SNM-NK-345

1 Code	2 Key	3 Mastered Cylinder	Non-Mastered Cylinder
G-346	KEY-G346	KC-SM-NK-346	KC-SNM-NK-346
G-347	KEY-G347	KC-SM-NK-347	KC-SNM-NK-347
G-348	KEY-G348	KC-SM-NK-348	KC-SNM-NK-348
G-349	KEY-G349	KC-SM-NK-349	KC-SNM-NK-349
G-350	KEY-G350	KC-SM-NK-350	KC-SNM-NK-350
G-351	KEY-G351	KC-SM-NK-351	KC-SNM-NK-351
G-352	KEY-G352	KC-SM-NK-352	KC-SNM-NK-352
G-353	KEY-G353	KC-SM-NK-353	KC-SNM-NK-353
G-354	KEY-G354	KC-SM-NK-354	KC-SNM-NK-354
G-355	KEY-G355	KC-SM-NK-355	KC-SNM-NK-355
G-356	KEY-G356	KC-SM-NK-356	KC-SNM-NK-356
G-357	KEY-G357	KC-SM-NK-357	KC-SNM-NK-357
G-358	KEY-G358	KC-SM-NK-358	KC-SNM-NK-358
G-359	KEY-G359	KC-SM-NK-359	KC-SNM-NK-359
G-360	KEY-G360	KC-SM-NK-360	KC-SNM-NK-360
G-361	KEY-G361	KC-SM-NK-361	KC-SNM-NK-361
G-362	KEY-G362	KC-SM-NK-362	KC-SNM-NK-362
G-363	KEY-G363	KC-SM-NK-363	KC-SNM-NK-363
G-364	KEY-G364	KC-SM-NK-364	KC-SNM-NK-364
G-365	KEY-G365	KC-SM-NK-365	KC-SNM-NK-365
G-366	KEY-G366	KC-SM-NK-366	KC-SNM-NK-366
G-367	KEY-G367	KC-SM-NK-367	KC-SNM-NK-367
G-368	KEY-G368	KC-SM-NK-368	KC-SNM-NK-368
G-369	KEY-G369	KC-SM-NK-369	KC-SNM-NK-369
G-370	KEY-G370	KC-SM-NK-370	KC-SNM-NK-370
G-371	KEY-G371	KC-SM-NK-371	KC-SNM-NK-371
G-372	KEY-G372	KC-SM-NK-372	KC-SNM-NK-372
G-373	KEY-G373	KC-SM-NK-373	KC-SNM-NK-373
G-374	KEY-G374	KC-SM-NK-374	KC-SNM-NK-374
G-375	KEY-G375	KC-SM-NK-375	KC-SNM-NK-375
G-376	KEY-G376	KC-SM-NK-376	KC-SNM-NK-376
G-377	KEY-G377	KC-SM-NK-377	KC-SNM-NK-377
G-378	KEY-G378	KC-SM-NK-378	KC-SNM-NK-378
G-379	KEY-G379	KC-SM-NK-379	KC-SNM-NK-379
G-380	KEY-G380	KC-SM-NK-380	KC-SNM-NK-380
G-381	KEY-G381	KC-SM-NK-381	KC-SNM-NK-381
G-382	KEY-G382	KC-SM-NK-382	KC-SNM-NK-382
G-383	KEY-G383	KC-SM-NK-383	KC-SNM-NK-383
G-384	KEY-G384	KC-SM-NK-384	KC-SNM-NK-384
G-385	KEY-G385	KC-SM-NK-385	KC-SNM-NK-385
G-386	KEY-G386	KC-SM-NK-386	KC-SNM-NK-386
G-387	KEY-G387	KC-SM-NK-387	KC-SNM-NK-387
G-388	KEY-G388	KC-SM-NK-388	KC-SNM-NK-388
G-389	KEY-G389	KC-SM-NK-389	KC-SNM-NK-389
G-390	KEY-G390	KC-SM-NK-390	KC-SNM-NK-390

**AS EASY AS 1, 2, 3!**



- 1-Find Your Code**
- 2-Do You Need A Key?**
- 3-Decide if You Need a Mastered or Non-Mastered Cylinder**

**RE-KEY A GLOBAL PRO SERIES LOCK**  
 Scan the code below and watch our demonstration on how to re-key a Global Pro Series lock.



Global**PRO** Series

**INFO@CPGBRANDS.COM**  
**888-400-3044**

# Keys

REPLACEMENT/ADDITIONAL INDIVIDUAL KEYS



## G Series Keys

### Global G301-G390

KEY-GL

- Purple Fob; Pre-Cut Keys From G301-G390

KEY-BLANK

- Purple Fob; Un-Cut, Nickel Plated-Brass Key



## FIC Series Keys

### CF, EF, HF301-HF351

KEY-HF

- Black Fob; Pre-Cut Keys From FIC Series CF, EF, HF301-HF351



## Bauer Series Keys

### Black Fob RV301-RV360

KEY-RV

- Black Fob; Pre-Cut Keys From Bauer Series RV301-RV360

KEY-RV

- Gray Fob; Pre-Cut Keys From Bauer Series RV701-RV760

KEY-RV-BLANK

- Black Fob; Un-Cut, Bauer 300 Series Key

KEY-RV-BLANK700

- Gray Fob; Un-Cut, Bauer 700 Series Key



## Kencon Baggage

### Door Key

#### Black Fob CK330

KEY-CK330

- Black Fob; Pre-Cut Key For Kencon Baggage Door Lock



## FIC CW Series Keys

### Black Fob CW401-CW434

KEY-CW

- Pre-Cut Keys From FIC Series CW401-CW434

KEY-CWBLANK

- Un-Cut, Nickel Plated-Brass Key



## Standard Baggage

### Door Key

KEY-CH751

- Pre-Cut Key For Most Baggage Door/Cam Locks



## G Series Compartment Keys

### G391

KEY-G391

- Gray Fob; Pre-Cut Global Link Compartment Key



## Southco® Baggage Door Key

### R001

KEY-R001

- Pre-Cut Key For Southco® Baggage Door Lock



## Southco® E3-7-1

KEY-E3-7-1

- 8mm Triangle\*, Zinc Alloy, Nickel Plated

\*This key is also used in many industrial applications, but we make no claim that this key is useful for any specific purpose besides opening an 8mm triangle compression latch. Please make sure that "E3-7-1" or "8mm triangle" is the same code as the key you need, as there is a very similar looking key called the "small triangle key" or "7mm triangle" that is not compatible with this type of key.



## Southco® E3-9-1

KEY-E3-9-1

- 5mm Double Bit, Zinc Alloy, Nickel Plated



## Southco® E3-3-1

KEY-E3-3-1

- 7mm Triangle, Zinc Alloy, Nickel Plated



## Southco® E3-5-15

KEY-E3-5-15

- Southco® Tubular, Steel, Nickel Plated



## Southco® E3-26-819-15

KEY-E3-26-819-15

- Southco® Tubular, Steel, Nickel Plated



## Southco® E3-26-715-19

KEY-E3-26-715-19

- Southco® Tubular, Steel, Nickel Plated

## RE-KEYING TOOLS



### LOCK CYLINDER REMOVAL

The GLD Change Key allows key dealers or locksmiths to change Global Link cylinders on travel trailer locks.



### LOCK ENTRY

The GLD Master Key allows key dealers or locksmiths to unlock all Global Link cylinders on travel trailer locks.



### AUTHORIZED USE ONLY

GLD Change Keys and GLD Master Keys are available for authorized dealers or locksmiths and are strictly prohibited from resale.



## GLD Change Key

### Yellow Fob

KEY-CHANGE

\*\*\*Dealers and Locksmiths Only\*\*\*



## GLD Master Key

### Green Fob

KEY-MASTER

\*\*\*Dealers and

Locksmiths Only\*\*\*

\* Use of the FIC Red master key is not recommended and will void any warranty claim of the Global Link Lock.



GlobalPRO Series

INFO@CPGBRANDS.COM

888-400-3044



# Key Kits/Rings

DEALER/SERVICE KEY STORAGE CABINETS



## KEY CABINETS

*Stock the keys your customers need. Storage cabinets are stocked with five of each key code in the listed series. The most commonly used keys on towable units.*

### KEY-GLCABINET-5K

**Global G301-G350**

- 60 Drawer Key Cabinet
- 5 Keys Each of G301-G350

### KEY-GLCABINET2-5K

**Global G351-G391**

- 60 Drawer Key Cabinet
- 5 Keys Each of G351 - G391
- 5 Keys of #330 Key For Kencon Locks
- 10 Keys of #751 Replacement Key For Camper Locks
- 10 Keys of Replacement Key For Southco Baggage Locks

### KEY-HFCABINET-5K

**FIC HF301-HF351**

- 60 Drawer Key Cabinet
- 5 Keys Each of All 51 HF Series Keys (HF301 - HF351)

### KEY-RVCABINET-5K

**Black Fob RV301-RV360**

- 60 Drawer Key Cabinet
- 5 Keys Each of Bauer RV Series Keys (RV301 - RV360)

### KEY-RV700CABINET-5K

**Gray Fob RV701-RV760**

- 60 Drawer Key Cabinet
- 5 Keys Each of Bauer RV Series Keys (RV701 - RV760)

## KEY RINGS

*Mobile Tech service center key rings. Ideal for service centers, locksmiths, or for cutting blank keys. Key rings are made with one of each code in the listed series.*

### KEY-GLRING

**Global G301-G350**


- 1 Key Each From G301-G350 on a Blue Cable



### KEY-GLRING2

**Global G351-G391**

- 1 Key Each From G351-G390 on a Red Cable



### KEY-HFRING

**FIC HF301-HF351**

- 1 Key Each of All 51 HF Series Keys (HF301 - HF351)



### KEY-CWRING

**FIC CW401-CW434**

- 1 Key Each of All 33 CW Series Keys (CW401-CW420; CW422-CW434)



### KEY-RVRING

**Bauer Black Fob**

**RV301-RV360**

- 1 Key Each of Bauer RV Series Keys (RV301 - RV360)



### KEY-RVRING700

**Bauer Gray Fob**

**RV701-RV760**

- 1 Key Each of Bauer RV Series Keys (RV701 - RV760)



## STOCK THE KEYS YOUR CUSTOMERS NEED

- Five Keys of Each Code in Every Key Series
- The Most Prominent Keys in the Market Today
- All Global Keys G301-G390
- Bauer Products 300 Series and 700 Series
- FIC 300 Series

## MOBILE TECH SERVICE CENTER KEY RINGS


- One of Each Key in Series
- Ideal for Service Departments or Locksmiths
- Simple Solution for Locked Deadbolt and No Key



GlobalPRO Series





INFO@CPGBRANDS.COM  
888-400-3044

# Interior Locksets



Style	Part Number	Function	Description	Finish
1	LSK-C2-B	Passage	Lockset, Knob, Passage	Brass
1	LSK-C2-MB	Passage	Lockset, Knob, Passage	Matte Black
1	LSK-C2-OWB	Passage	Lockset, Knob, Passage	Old World Bronze
1	LSK-C2-SS	Passage	Lockset, Knob, Passage	Stainless Steel
1	LSK-C3-B	Privacy	Lockset, Knob, Privacy	Brass
1	LSK-C3-MB	Privacy	Lockset, Knob, Privacy	Matte Black
1	LSK-C3-OWB	Privacy	Lockset, Knob, Privacy	Old World Bronze
1	LSK-C3-SS	Privacy	Lockset, Knob, Privacy	Stainless Steel
2	LSB-R2-MB	Passage	Lockset, Round Ball, Passage	Matte Black
2	LSB-R2-SS	Passage	Lockset, Round Ball, Passage	Stainless Steel
2	LSB-R3-MB	Privacy	Lockset, Round Ball, Privacy	Matte Black
2	LSB-R3-SS	Privacy	Lockset, Round Ball, Privacy	Stainless Steel
3	LSL-707PS-BSN	Passage	Lockset, Lever, #707 Passage	Brushed Satin Nickel
3	LSL-707PS-MB	Passage	Lockset, Lever, #707 Passage	Matte Black
3	LSL-707PS-OWB	Passage	Lockset, Lever, #707 Passage	Old World Bronze
3	LSL-707PS-PC	Passage	Lockset, Lever, #707 Passage	Polished Chrome
3	LSL-707PV-BSN	Privacy	Lockset, Lever, #707 Privacy	Brushed Satin Nickel
3	LSL-707PV-MB	Privacy	Lockset, Lever, #707 Privacy	Matte Black
3	LSL-707PV-OWB	Privacy	Lockset, Lever, #707 Privacy	Old World Bronze
3	LSL-707PV-PC	Privacy	Lockset, Lever, #707 Privacy	Polished Chrome
4	LSL-806PS-BSN	Passage	Lockset, Lever #806 Passage	Brushed Satin Nickel
4	LSL-806PS-MB	Passage	Lockset, Lever #806 Passage	Matte Black
4	LSL-806PV-BSN	Privacy	Lockset, Lever #806 Privacy	Brushed Satin Nickel
4	LSL-806PV-MB	Privacy	Lockset, Lever #806 Privacy	Matte Black
5	LSL-909PSAL-BSN	Passage	Lockset, Lever, Passage, Aluminum	Brushed Satin Nickel
5	LSL-909PSAL-MB	Passage	Lockset, Lever, Passage, Aluminum	Matte Black
5	LSL-909PVAL-BSN	Privacy	Lockset, Lever, Privacy, Aluminum	Brushed Satin Nickel
5	LSL-909PVAL-MB	Privacy	Lockset, Lever, Privacy, Aluminum	Matte Black

## ADVANTAGES OF CPG LOCKSETS

-  Knob and Lever Sets Used by Original Manufacturers
-  Passage and Privacy
-  Modern Styles and Classic Finishes Available
-  For Use on Bathroom and Closet Doors

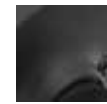
## Specifications:

**Backset** 2-3/8"

**Latch** 7/8" Drive

**Thickness** 1-1/8" to 1-1/2"

## Finishes:




**Matte Black**



**Stainless Steel**



**Brushed Satin Nickel**



**Old World Bronze**



**Brass**



**GlobalPRO Series**

**INFO@CPGBRANDS.COM**  
**888-400-3044**



# Global PRO

DOOR HOLDERS AND CATCHES



## SECURE MAGNETIC DOOR HOLDERS

- Simple One Hand Operation
- Magnetic Pin Catch With 80 lb. Pull Force
- UV Resistant Plastic

## MAGNETIC DOOR HOLDERS

- Simple One-Hand Operation
- 9 lb. Pull Force
- UV Resistant Plastic

## STRAIGHT/CURVED DOOR CATCHES

- Spring Retension
- UV Resistant Plastic
- Polished Chrome Stainless Steel Variation

## T-STYLE DOOR HOLDERS

- UV Resistant Plastic

## BALL SOCKET DOOR HOLDERS

- Powder Coated Aluminum

Style	Part Number	Size	Description	Color
1	MAG-BDC200-BLK	1-3/4" x 1-3/4"	Secure Magnetic Door Holder	Black
2	BH-RH9644-SS	2-1/2" x 9/16" x 3/8"	120 Degree Straight Door Catch	Stainless Steel
2	BDC-DH812-BLK	2-1/2" x 3/4" x 1/2"	120 Degree Straight Door Catch	Black
2	BDC-DH812-WHT	2-1/2" x 3/4" x 1/2"	120 Degree Straight Door Catch	White
3	BH-DH110-BLK	2-5/8" x 1" x 5/8"	110 Degree Curved Door Catch	Black
3	BH-DH110-GRAY	2-5/8" x 1" x 5/8"	110 Degree Curved Door Catch	Gray
3	BH-DH110-WHT	2-5/8" x 1" x 5/8"	110 Degree Curved Door Catch	White
4	BDC-M109-BLK	1-3/4" x 3/4"	Magnetic Door Holder	Black
4	BDC-M109-WHT	1-3/4" x 3/4"	Magnetic Door Holder	White
5	DRS-DH312-BLK	3-1/2" x 1-3/4" x 3/4"	3-1/2" T-Style Door Hold Back	Black
5	DRS-DH312-WHT	3-1/2" x 1-3/4" x 3/4"	3-1/2" T-Style Door Hold Back	White
5	DRS-DH6-BLK	6" x 1-3/4" x 3/4"	6" T-Style Door Hold Back	Black
5	DRS-DH6-GRAY	6" x 1-3/4" x 3/4"	6" T-Style Door Hold Back	Gray
5	DRS-DH6-WHT	6" x 1-3/4" x 3/4"	6" T-Style Door Hold Back	White
5	DRS-DH80-WHT	8" x 1-3/4" x 3/4"	8" T-Style Door Hold Back	White
5	DRS-DH601-90D-SS	6" x 2" x 3/4"	6" T-Style Door Hold Back w/ 90 Degree Bend	Stainless Steel
6	DH-BS4-AL	4" x 1" x 1-1/4"	4" Ball Socket Door Holder	Aluminum
6	DH-BS4-BLK	4" x 1" x 1-1/4"	4" Ball Socket Door Holder	Black
6	DH-BS6-BLK	6" x 1" x 1-1/4"	6" Ball Socket Door Holder	Black
6	DH-BS10-AL	10" x 1" x 1-1/4"	10" Ball Socket Door Holder	Aluminum
6	DH-BS10-BLK	10" x 1" x 1-1/4"	10" Ball Socket Door Holder	Black






GlobalPRO Series

INFO@CPGBRANDS.COM  
888-400-3044

# Slide Out Rollers



## ADVANTAGES OF CPG SLIDE OUT ROLLERS

-  High Quality Steel and Zinc-Plated Mounting Brackets.
-  Surface and Recess Mounting Styles.
-  High Strength Steel Bearings and Durable Nylon Polymer Rollers for Consistant Smooth Operation.

Part Number	Image	Dimensions			Finish	Description
		L	W	H		
SOR-PRM-822-P	1	13.43	1.75	1.73	PLAIN	Partial recess mount; single black nylon conveyor roller
SOR-RM-108-Z	2	4.6	2.94	1.55	Zinc	Surface mount; single gray nylon roller
SOR-SM-205-2006	3	4.61	1.75	1.06	Black	Surface mount; double black nylon roller
SOR-SM-225-2006	4	4.61	1.75	1.08	Black	Surface mount; softer double nylon roller
SOR-SM-295-2006	5	4.66	2.0	1.56	Black	Surface mount; double roller
SOR-SM-310-2006	6	6.46	1.22	1.06	Black	Surface mount; double nylon roller with guard
SOR-SM-330-2006	7	6.3	1.5	1.25	Black	Surface mount; double nylon roller with guard
SOR-SM-340-2006	8	6.3	1.5	1.5	Black	Surface mount; double nylon roller with guard
SOR-SM-399-2006	9	6.4	1.6	1.3	Black	Surface mount; guard and single ball bearing nylon roller
SOR-SM-402-2006	10	4.1	4.5	1.2	Black	Surface mount; double rollers
SOR-SM-648-2006	11	4.62	3.5	2.26	Black	Surface mount; single gray nylon roller
CAS-OY178-Z	12	3	1.25	2	Zinc	Door roller; wheel diameter 1-7/8"



GlobalPRO Series

INFO@CPGBRANDS.COM  
888-400-3044

# B&B Molders

REPLACEMENT PARTS



Image	Category	Description
1	Water Components	Tank Flusher Systems, City Fills, Gravity Fills, Hoses, Shower Boxes and Parts
2	Nautilus Systems   Docking Stations	Nautilus P1, P2.5, P3, P4 Complete System Replacement Parts
3	Diverter Valves	Diverter Valves and Component Replacement Parts
4	Hatches	Replacement Hatches for Electric, Water, Fuel, Sewer Hose and Multipurpose Spaces
5	Bumper Plugs	Barbed Bumper Plugs for a Variety of Bumper Sizes
6	Coax Plates	Single and Dual Coax Replacement Plates in White and Black Colors
7	Grills   Vents   Registers	Replacement Grills, Vents, and Registers in a Variety of Shapes, Sizes and Colors
8	Gutter Spouts	Short, Medium, and Long Gutter Spouts in White and Black Colors
9	Extrusion Covers	Complete Line of Replacement Slide-Out Covers
10	Pipe Fittings and Grommets	Replacement Fittings for Different Pipe Sizes and Functions
11	Accessories	Interior Convenience Items Including Hangers, Holders, Guides, and Handles

## INDIVIDUAL PART REPLACEMENT

- CPG offers an extensive catalog of items from B&B Molders when looking for that specific part to replace.
- Item closeout specials.
- Full line of Nautilus panels and components.



GlobalPRO Series

INFO@CPGBRANDS.COM  
888-400-3044

# Interior/Exterior Lights

## Porch



- COMMAND® OMEGA**  
**CMD-007-30SAP**
- Incandescent Porch Light
  - 922 Bulb
  - Made in the USA
  - CSA Approved
  - 6.7" x 4.7" x 2"

- CMD-89-319A**
- Amber Polycarbonate Lens
  - 3" x 4.25" x 1.3125"




- COMMAND® STAR**  
**CMD-007-40SAP**
- Incandescent Porch Light
  - 922 Bulb
  - Made in the USA
  - CSA Approved
  - 6" x 9" x 2"

- CMD-89-207A**
- Amber Polycarbonate Lens
  - 3.25" x 3.875" x 1.5"

- CMD-89-207C**
- Clear Polycarbonate Lens
  - 3.25" x 3.875" x 1.5"



- COMMAND® CLASSIC**  
**CMD-007-50SAC**
- Incandescent Porch Light w/Switch & Amber Lens (White Base)
  - Made In the USA
  - CSA Approved
  - 5.875" x 3.375" x 2.1875"



- COMMAND® CLASSIC**  
**CMD-007-50SAB**
- Incandescent Porch Light w/Switch & Amber Lens (Black Base)
  - Made In the USA
  - CSA Approved
  - 5.875" x 3.375" x 2.1875"

- CMD-89-100A**
- Amber Polycarbonate Lens
  - 4.8125" x 2.25" x 1"

- CMD-89-100C**
- Clear Polycarbonate Lens
  - 4.8125" x 2.25" x 1"


## Ceiling/ Under Cabinet Bunk



- CMD-001-901XPB**
- Single Incandescent Dome Light
  - CSA Certified
  - Made in the USA
  - 7.4375" x 5.75" x 1.875"

- CMD-001-902XPB**
- Double Incandescent Dome Light
  - CSA Certified
  - Made in the USA
  - 11.1875" x 5.75" x 1.875"

- CMD-89-255**
- Polycarbonate Lens
  - 5" x 4.25" x 1.3125"



- CMD-001-53L**
- 9 LED Light
  - Ceiling/Under Cabinet
  - Recess Mount
  - CSA Approved
  - 3.1" Dia. x 1.18"

- CMD-001-52L**
- 9 LED Light
  - 4.5" Dia. x 1.3"



- CMD-001-1003W**
- 6 LED Ceiling Light
  - Low Profile
  - Surface Mount
  - 3" Dia. x .6"

- CMD-001-1003WS**
- 6 LED Ceiling Light w/Switch
  - Low Profile
  - Surface Mount
  - 3" Dia. x .6"



- CMD-001-1051S**
- 6 LED Ceiling Light w/Switch
  - Low Profile
  - Surface Mount
  - 4.5" Dia. x .75"

- CMD-001-1050**
- 6 LED Ceiling Light (No Switch)

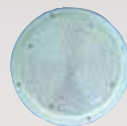


- CMD-001-103**
- 12 Volt Fan & Bunk Light
  - CSA Certified
  - Made in the USA
  - 10.125" x 5.5" x 4.25"

- CMD-013-8M1**
- 12 Volt Power Adapter
  - 2.5" x 1.4"

- CMD-89-216**
- Plastic Clamp (2 PK)
  - .3" x 6" x .625"

## Security/ Utility



- SECURITY/UTILITY**  
**CMD-007-42**
- Surface Mount Scare Light
  - 1156 Bulb
  - CSA Approved
  - 8.75" Dia. x 2"

## License Plate Bracket




- COMMAND® MODERN  
LICENSEPLATE LIGHT**  
**CMD-003-70B**
- Black Bracket
  - Made in the USA
  - SAE Approved
  - 8.375" x 2.5" x 2.5625"



- COMMAND® MODERN  
LICENSEPLATE LIGHT**  
**CMD-003-70P**
- White Bracket
  - Made in the USA
  - SAE Approved
  - 8.375" x 2.5" x 2.5625"

## ADVANTAGES OF COMMANDLIGHTS

### Over 50 Years of ...

- Domestic Manufacturer of LED and Incandescent Lighting Products. 

- Modern Styles and Classic Finishes Available.

- Transportation Industry Certifications and Approvals.



GlobalPRO Series

INFO@CPGBRANDS.COM  
 888-400-3044

# Clearance Lights

## LED



### LED CLEARANCE LIGHT

#### CMD-003-59L

- Rectangle with Rounded Corners
- Red LED Light
- Made in the USA
- SAE Approved
- 3.875" x 1.875" x 1.75"

#### CMD-003-58L

- Amber LED Light
- 3.875" x 1.875" x 1.75"

#### CMD-003-58LB

- Amber LED Light
- Black Base
- 3.875" x 1.875" x 1.75"

#### CMD-003-59LB

- Red LED Light
- Black Base
- 3.875" x 1.875" x 1.75"

#### CMD-89-237A

- Amber Polycarbonate Lens
- 3.875" x 1.875" x .625"

#### CMD-89-237R

- Red Polycarbonate Lens
- 3.875" x 1.875" x .625"



### COMMAND® MODERN CLEARANCE LIGHT

#### CMD-003-52A

- Surface Mount LED Light w/Amber Lens
- Made In the USA
- 4" x 1.63" x .62"

#### CMD-003-52R

- Surface Mount LED Light w/Red Lens
- Made In the USA
- 4" x 1.63" x .62"

#### CMD-89-386

- Chrome Trim Ring
- 4" x 1.63" x .62"



### CLEARANCE/MARKER LIGHT

#### CMD-003-17A

- Low Profile Surface Mount HOT-DOT
- LED Amber Light
- Made in the USA
- SAE Approved
- 2.8" x 1.1" x .05"

#### CMD-003-17R

- Low Profile Surface Mount HOT-DOT
- LED Red Light
- Made in the USA
- SAE Approved
- 2.8" x 1.1" x .05"



### LED BULLET LIGHTS

- Black PVC Grommet
- P2 Rated
- 60 Lumen/100,00 Hour Life
- .75" Diameter

#### CMD-003-183CW

- Clear Lens/White LED

#### CMD-003-183RR

- Red Lens/Red LED

#### CMD-003-183AA

- Amber Lens/Amber LED

#### CMD-003-183CB

- Clear Lens/Blue LED

## Incandescent



### INCANDESCENT CLEARANCE LIGHT

#### CMD-003-59

- Rectangle with Rounded Corners
- Amber Light
- Made in the USA
- SAE Approved
- 3.875" x 1.875" x 1.75"

#### CMD-003-58

- Red Light
- 3.875" x 1.875" x 1.75"

#### CMD-003-58B

- Red Light
- Black Base
- 3.875" x 1.875" x 1.75"

#### CMD-003-59B

- Amber Light
- Black Base
- 3.875" x 1.875" x 1.75"

#### CMD-89-237A

- Amber Polycarbonate Lens
- 3.875" x 1.875" x .625"

#### CMD-89-237R

- Red Polycarbonate Lens
- 3.875" x 1.875" x .625"



### COMMAND® CLASSIC CLEARANCE LIGHT

#### CMD-003-53P

- Surface Mount Incandescent Light w/Amber Lens
- Made In the USA
- SAE Approved
- 4" x 2" x 1.8125"

#### CMD-003-54P

- Surface Mount Incandescent Light w/Red Lens
- Made In the USA
- SAE Approved
- 4" x 2" x 1.8125"

#### CMD-89-121A

- Amber Polycarbonate Lens
- 4" x 2" x .75"

#### CMD-89-121R

- Red Polycarbonate Lens
- 4" x 2" x .75"



### RECTANGULAR CLEARANCE LIGHT

#### CMD-003-55

- Surface Mount Incandescent Light w/Amber Lens
- Made In the USA
- SAE Approved
- 3.875" x 1.875" x 1.75"

#### CMD-003-56

- Surface Mount Incandescent Light w/Red Lens
- Made In the USA
- SAE Approved
- 3.875" x 1.875" x 1.75"

#### CMD-89-181A



- Amber Polycarbonate Lens
- 3.875" x 1.875" x 1.625"


#### CMD-89-181R


- Red Polycarbonate Lens
- 3.875" x 1.875" x 1.625"

## ADVANTAGES OF COMMAND LIGHTS

### Over 50 Years of ...

 Domestic Manufacturer of LED and Incandescent Lighting Products. 

 Modern Styles and Classic Finishes Available.

 Transportation Industry Certifications and Approvals.



GlobalPRO Series

INFO@CPGBRANDS.COM  
888-400-3044

# Stop-Tail-Turn Lights

## LED



### SURFACE MOUNT LED TAIL LIGHT

#### CMD-003-81M1

- LED Tail Light
- White Base
- Made in the USA
- FMVSS-108
- SAE Approved
- 8.625" x 3.75" x 2.125"

#### CMD-003-81BM1

- LED Tail Light
- Black Base
- 8.625" x 3.75" x 2.125"

#### CMD-89-187L

- Red Polycarbonate Lens
- 8.625" x 3.75" x 1.75"



### SEALED TRIPLE TAIL LIGHT

#### CMD-0033000MI

- LED Low Profile Tail Light
- Made in the USA
- FMVSS-108
- SAE Approved
- 14" x 6.875" x 1"



### SURFACE MOUNT LED TAIL LIGHT

#### CMD-003-81LM1

- LED Tail Light w/ License Plate Bracket
- 8.625" x 5.5" x 2.125"

#### CMD-003-81LBM1

- LED Tail Light w/ License Plate Bracket
- Black Base
- 8.625" x 5.5" x 2.125"

#### CMD-89-187L

- Red Polycarbonate Lens
- 8.625" x 3.75" x 1.75"



### SURFACE MOUNT LED HOT LINE TAIL LIGHT

#### CMD-0036017X


- LED HOT LINE Tail Light
- Made in the USA
- SAE Approved
- 15" x 1.25" x .75"



### SURFACE MOUNT LED 3RD BRAKE LIGHT

#### CMD-003-82

- LED Third Brake Light
- Made in the USA
- SAE Approved
- 11" x 1.25" x .75"



### OVAL SURFACE MOUNT LED TAIL LIGHT

#### CMD-003-8610

- LED Sealed Elliptical Tail Light w/ Backup Light
- Made in the USA
- SAE Approved
- 9.5" x 4" x 1.1"

#### CMD-003-8610L

- LED Sealed Elliptical Tail Light w/ Backup Light And License Plate Bracket
- 9.75" x 4.25" x 1.11"

#### CMD-89-378

- Chrome Trim Ring
- 9.5" x 4" x 1.1"



### OVAL SURFACE MOUNT LED TAIL LIGHT

#### CMD-003-85

- LED Stop-Tail-Turn Light
- Made in the USA
- SAE Approved
- 9.5" x 4" x 1.1"

#### CMD-003-85L

- LED Stop-Tail-Turn Light w/ License Plate Bracket
- 9.75" x 4.25" x 1.11"

#### CMD-89-378

- Chrome Trim Ring
- 9.5" x 4" x 1.1"

## Incandescent



### SURFACE MOUNT

### INCANDESCENT TAIL LIGHT

#### CMD-003-81

- Incandescent Tail Light
- S-8 Style
- Made in the USA
- SAE Approved
- 8.625" x 3.75" x 2.125"

#### CMD-003-81B

- Incandescent Tail Light
- Black Base
- 8.625" x 3.75" x 2.125"



### SURFACE MOUNT

### INCANDESCENT TAIL LIGHT

#### CMD-003-81L

- Incandescent Tail Light w/ License Plate Bracket
- 8.625" x 5.5" x 2.125"

#### CMD-003-81LB

- Incandescent Tail Light w/ License Plate Bracket
- Black Base
- 8.625" x 5.5" x 2.125"



### REPLACEMENT LENS

#### CMD-89-187

- Red Polycarbonate Lens
- 8.625" x 3.75" x 1.75"





### REPLACEMENT LENS


#### CMD-89-188


- Clear Polycarbonate Lens
- Fits CMD-003-81L
- 5.25" x 1.25" x .125"

## ADVANTAGES OF COMMAND LIGHTS

### Over 50 Years of ...

 Domestic Manufacturer of LED and Incandescent Lighting Products. 

 Modern Styles and Classic Finishes Available.

 Transportation Industry Certifications and Approvals.



GlobalPRO Series





INFO@CPGBRANDS.COM  
888-400-3044

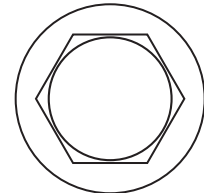
# Tie Downs

PEGGY PEG PRODUCTS



## ADVANTAGES OF PEGGY PEG® TIE DOWNS

-  Easy to use tie-down system.
-  Made from reinforced UV resistant fiberglass.
-  Strong and light weight.
-  All pegs have a 17mm head.



\*Hex Head Shown Actual Size



	Part Number	Description	Package Quantity
1	PP-1051	Small 12 cm Patio Mat Peg	6
2	PP-1021	Standard 20 cm Peg w/Clip	6
3	PP-106	Hand Driver & Combination Tool	1
4	PP-112	Large 31 cm Peg w/Clip	2
5	PP-1031	Starter Kit w/Zippered Canvas Bag	1
6	PP-0101	Crocodile Clamp	2



GlobalPRO Series

INFO@CPGBRANDS.COM  
888-400-3044



# Fasteners

## Flat Head

Part Number	Description	Color	Qty
SP-612FQA17N-500	6 x 1/2 Flat Quad Type 17	Nickel	500
SP-612FQA17SB-500	6 x 1/2 Flat Quad Type 17	Stat Bronze	500
SP-612FQA17ZB-500	6 x 1/2 Flat Quad Type 17	Black Zinc	500
SP-81FQDTSB-500	8 x 1 Flat Quad Deep Thread Type 17	Stat Bronze	500
SP-81FQDTN-500	8 x 1 Flat Quad Deep Thread Type 17	Nickel	500
SP-81FQDTBO-500	8 x 1 Flat Quad Deep Thread Type 17	Black Ox	500

## Pan Head

Part Number	Description	Color	Qty
SP-612PQA9000-500	6 x 1/2 Pan Quad Type A	White	500
SP-612PQA17BO-500	6 x 1/2 Pan Quad Type 17	Black Ox	500
SP-812PQA2000-500	6 x 1/2 Pan Quad Type A	Black	500
SP-858PQA2000-500	8 x 5/8 Pan Quad Type A	Black	500
SP-858PQA9000-500	8 x 5/8 Pan Quad Type A	White	500
SP-81PQF2000-500	8 x 1 Pan Quad Fast	Black	500
SP-81PQF9000-500	8 x 1 Pan Quad Fast	White	500
SP-8114PQF2000-500	8 x 1 1/4 Pan Quad Fast	Black	500
SP-8114PQF9000-500	8 x 1 1/4 Pan Quad Fast	White	500
SP-8114PQFZ-500	8 x 1 1/4 Pan Quad Fast	Zinc	500
SP-8112PQF2000-500	8 x 1 1/2 Pan Quad Fast	Black	500
SP-8112PQF9000-500	8 x 1 1/2 Pan Quad Fast	White	500
SP-8112PQFZ-500	8 x 1 1/2 Pan Quad Fast	Zinc	500

## Pan Head - Self Tapping

Part Number	Description	Color	Qty
SP-834PQT29000-500	8 x 3/4 Pan Quad Tec-2	White	500
SP-834PQT22000-500	8 x 3/4 Pan Quad Tec-2	Black	500
SP-81PQT2Z-500	8 x 1 Pan Quad Tec-2	Zinc	500
SP-81PQT22000-500	8 x 1 Pan Quad Tec-2	Black	500
SP-81PQT29000-500	8 x 1 Pan Quad Tec-2	White	500
SP-8112PQT22000-500	8 x 1 1/2 Pan Quad Tec-2	Black	500
SP-8112PQT29000-500	8 x 1 1/2 Pan Quad Tec-2	White	500
SP-101PQT32000-500	10 x 1 Pan Quad Tec-3	Black	500
SP-101PQT39000-500	10 x 1 Pan Quad Tec-3	White	500
SP-10112PQT32000-500	10 x 1 1/2 Pan Quad Tec-3	Black	500
SP-10112PQT39000-500	10 x 1 1/2 Pan Quad Tec-3	White	500

## Oval

Part Number	Description	Color	Qty
SP-658OQDT17N-500	6 x 5/8 Oval Quad Deep Thread Type 17	Nickel	500
SP-658OQDT17BO-500	6 x 5/8 Oval Quad Deep Thread Type 17	Black Ox	500
SP-658OQDT17SB-500	6 x 5/8 Oval Quad Deep Thread Type 17	Stat Bronze	500
SP-61OQN-500	6 x 1 Oval Quad Fast	Nickel	500

## Hex Head

Part Number	Description	Color	Qty
SP-834HWFZ-500	8 x 3/4 Hex Washer Fast	Zinc	500
SP-81HWFZ-500	8 x 1 Hex Washer Fast	Zinc	500
SP-81HWF2000-500	8 x 1 Hex Washer Fast	Black	500
SP-81HWF9000-500	8 x 1 Hex Washer Fast	White	500
SP-8114HWFZ-500	8 x 1 1/4 Hex Washer Fast	Zinc	500
SP-8114HWF2000-500	8 x 1 1/4 Hex Washer Fast	Black	500
SP-8114HWF9000-500	8 x 1 1/4 Hex Washer Fast	White	500







# Fasteners

## Hex Head - Self Tapping

Part Number	Description	Color	Qty
SP-834HWT2Z-500	8 x 3/4 Hex Washer Tec-2	Zinc	500
SP-81HWT2Z-500	8 x 1 Hex Washer Tec-2	Zinc	500
SP-8112HWT2Z-500	8 x 1 1/2 Hex Washer Tec-2	Zinc	500
SP-141HWT3Z-500	14 x 1 Hex Washer Tec-3	Zinc	500

## Cargo

Part Number	Description	Color	Qty
SP-516C586LFINZ-500	5/16 x 5/8 Flanged 6 Lobe Insert Nut	Zinc	500
SP-38C1T6LTG2-500	3/8 x 1 Truss 6 Lobe G-2	Zinc	500
SP-1034TOT3SS-500	10 x 3/4 Truss Octa Tec-3	Stainless	500
SP-111TOT32000-500	11 x 1 Truss Octa Tec-3	Black	500
SP-1034TOT3G2-500	10 x 3/4 Truss Octa Tec-3 G-2	Zinc	500
SP-1034TOT3G22000-500	10 x 3/4 Truss Octa Tec-3 G-2	Black	500
SP-1034TOT3G29000-500	10 x 3/4 Truss Octa Tec-3 G-2	White	500
SP-101TOT3G2-500	10 x 1 Truss Octa Tec-3 G-2	Zinc	500
SP-111TOT3G2-500	11 x 1 Truss Octa Tec-3 G-2	Zinc	500

## Round Washer Head

Part Number	Description	Color	Qty
SP-834RWQFZ-500	8 x 3/4 Round Washer Quad Fast	Zinc	500
SP-81RWQFZ-500	8 x 1 Round Washer Quad Fast	Zinc	500
SP-8114RWQ23DTZ-500	8 x 1 1/4 Round Washer Quad 2/3 Deep Thread	Zinc	500
SP-8112RWQ23DTZ-500	8 x 1 1/2 Round Washer Quad 2/3 Deep Thread	Zinc	500
SP-82RWQ23DTZ-500	8 x 2 Round Washer Quad 2/3 Deep Thread	Zinc	500

## Round Washer

Part Number	Description	Color	Qty
SP-38USSFWZ-500	3/8 USS Flat Washer	Zinc	500
SP-38MSLWZ-500	3/8 Medium Split Lock Washer	Zinc	500
SP-34ITWZ-500	3/4 Internal Tooth Washer	Zinc	500
SP-716MSLWZ-500	7/16 Medium Split Lock Washer	Zinc	500

## Tools

Part Number	Description	Color	Qty
2X2SB-100	2 x 2 Square Bit	Zinc	100
2X3SB-100	2 x 3 Square Bit	Zinc	100
2X6SB-100	2 x 6 Square Bit	Zinc	100

## Mounting Kit For Bar Locks

Part Number	Description	Color	Qty
BL-MTG-KIT-100	Mounting Kit For Bar Locks	Zinc	100



# Dealer Resources

PLANOGRAMS, DISPLAYS, AND KITS



## HELPING OUR DEALERS






-  **Counter Top Displays** give great information to engage conversations about CPG products.
-  **Dealer Kits** organize and keep most-used CPG products handy for customer support.
-  **Dealer Displays** have a small physical footprint when retail space is limited.
-  **Sales Sheets** include new product announcements, product highlights, user instructions, and measurement guides.
-  **Planogram Programs** offer CPG top-selling products at discounted dealer pricing for gondolas and other retail spaces.

Image	Part Number	Description
1	TTLBT-COUNTER-DISPLAY	12" x 16" Counter top display card featuring Ultra PRO line lock features
2	TABLETENT-DISPLAY	Table Tent featuring RV key availability
3	CPG-PSS-PART#	8 1/2 X 11 Product sales flyers with highlights and features
4	CPG-SUPPORTGUIDES	Instruction sheets, measurement guidelines, quick setup guides, and new product announcements
5	DIS-GLP-1	Global PRO Series lock wire rack display (Entry, Interior, and Cam locks)
6	DIS-GPS-HEADER	Display header for the Global PRO Series lineup of products
6	DIS-TTLBT-HEADER	Display header for the Ultra ES Bluetooth entry lock
7	DIS-GLP-2	Global PRO Series lock gondola display (Entry, Interior, and Cam locks)
8	DIS-TTLBT-SPECIAL	Global PRO Series Bluetooth Special lock gondola display (Entry, Interior)
9	KA-DEALERKIT	Key ALike 18 drawer cabinet with cylinders, keys, and cam locks in the G300 key code series
10	DSK-1	Service Shop Screw kit with 25 most used fasteners in 500 piece packs
11	CPG-CATALOG	CPG Product catalog



GlobalPRO Series

INFO@CPGBRANDS.COM  
888-400-3044



# Notes

---

---

---

---

---

---

---

---

---

---

---

---

---

---

---

---

---

---

---

---

---

---

---

---

---



Global**PRO** Series

**INFO@CPGBRANDS.COM**  
**888-400-3044**

# CPG Contact Info



700 Patricia Court  
Elkhart, IN 46516

**888-400-3044**

**Chris Carpenter**  
**Outside Sales | Business Development**  
chris.carpenter@cpgbrands.com  
574-343-3123

**Brian Green**  
**Purchasing Manager**  
brian.green@cpgbrands.com  
574-606-6705

**Todd Peterson**  
**Marketing Manager**  
todd.peterson@cpgbrands.com  
574-304-0683

**Deb Cupp**  
**Customer Service Manager**  
deb.cupp@cpgbrands.com  
574-361-3770

**Danielle Buford**  
**Customer Service**  
customer.service@cpgbrands.com  
574-368-3657

**Our products are available through these distributors**

## United States

### Arrow Distributing

Dhama, NE - 800-228-1001  
Kansas City, KS - 800-456-1079  
Des Moines, IA - 800-362-2801  
Oklahoma City, OK - 800-382-6606  
Elkhart, IN - 800-522-7291  
Little Rock, AR - 855-882-5290  
El Cajon, CA - 800-777-1834  
Brighton, MI - 888-225-0225  
Hammond, LA - 800-776-6609  
Fort Worth, TX - 844-981-4414

### Cody Talbert Distribution

2004 Wood Ct, Suite C  
Plant City, FL 33563  
407-397-9610

### Carefree Distributing

3945 E. Main Street  
Mesa, AZ 85205  
480-830-3220

### Channelview Supply

Channelview, TX 77530  
281-452-7760

### Detriot Hitch

651 Rochester Road  
Clawson, MI 48017  
248-583-4112

### Foland Sales

6424 East Taft Road  
Syracuse, NY 13057  
800-333-1682

### Keller Marine and RV

2712 Main Street  
Port Trevorton, PA 17864  
570-374-8169

### Laurelhurst Distributing

8904 NE Alderwood Rd.  
Portland, OR 97220  
800-234-4328

### Meyer Distributing

560 East 25th St  
Jasper, IN 47546  
800-639-3787

### Northern Wholesale

6800 Otter Lake Road  
Lino Lakes, MN 55038  
651-429-1515  
www.northernwholesale.com

### NTP STAG

Exeter, PA - Corporate HQ  
US Customer Care: 800-242-6987  
CANADA Customer Care: 855-687-2262  
Se Habla Español: 800-521-9910  
www.ntpstag.com

### Old Orchard

2805 Kietzke Lane  
Reno, NV 89502  
775-827-6211

### Prime Source Wholesale

Salt Lake City, UT - 801-978-0500  
Denver, CO - 303-287-5139

### Tex Trail Inc.

2424 W. Ferguson Road  
Mt. Pleasant, TX 75455  
903-575-9288

## Canada

### Atlas Trailer Coach

2530 - 21 Street NE  
Calgary AB T2E7L3  
403-291-1229

### H & A Travelways

280 Prince Street  
Truro NS B2N 1C9  
902-895-3825

### Robert Thibert

315 Blvd. Industriel  
Chateauguay QC J6J 4Z2  
450-698-4645